




Resources for Diverse Learners

In the spirit of JDAIM (Jewish Disability Awareness, Acceptance and Inclusion Month), consider printing out some of these blessings for your Shabbat table or synagogue so that everyone in your family or community can participate.


Shabbat Blessings with Picture Communication Symbols

Everyone in your family can experience a joyful and meaningful Shabbat! These Shabbat blessings, created by Gateways' experienced special education teachers, are illustrated with Tobii Dynavox Picture Communication Symbols®. Illustrating each word with a symbol helps to make these blessings more accessible and understandable for pre-readers and students with disabilities. Students can use these printouts to follow along with the blessing, learn how to recite the blessing, and learn the blessing's meaning.


Baruch ata
Adonai
Thank you God




eloheinu melech
haolam
king of the world



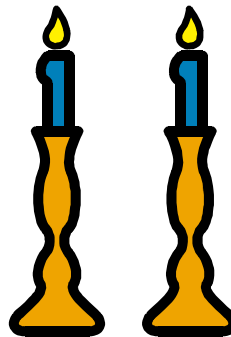
asher kiddishanu
bemitzvotav
who gave us his rules




vitzivanu
and told us




lehadlik ner shel Shabbat
to light Shabbat candles




Baruch ata Adonai
Thank you God



eloheinu melech ha olam
king of the world




borei peri hagafen
who makes wine and grape juice




Baruch ata Adonai

Thank you God



eloheinu melech ha olam

king of the world



ha motzi lechem min ha
aretz

who makes bread

